

CASE STUDY

UNIVERSITY OF GEORGIA

PLUG INTO GEORGIA



KEY CONSIDERATIONS:



FLEET ELECTRIFICATION AT UGA: AN ONGOING CASE STUDY

An inside view of how UGA's Facilities Management Division is implementing electric vehicles — and lessons learned so far



In the last five years, the State of Georgia and the University of Georgia have established themselves as leaders in electric mobility innovation, research, and outreach. The state has announced over \$29 billion in investment and over 36,000 jobs in the sector, while UGA has invested in electric mobility-focused faculty and become an early adopter of electric vehicles across its fleet and grounds equipment.

As of 2025, 8% of the fleet in UGA's Facilities Management Division's (FMD) is electric, which includes 22 low speed vehicles, six EV sedans, and one hybrid SUV. The next focus will be on trucks and vans. With the existing electric fleet,

UGA's FMD has learned valuable lessons, established a business case for electrification, and developed a strategy that can be replicated by other institutions and communities across Georgia.

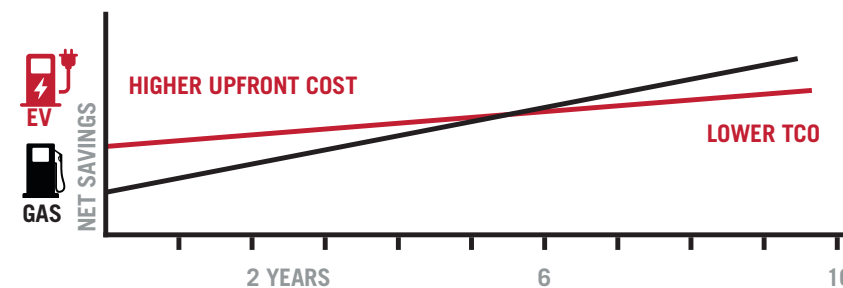
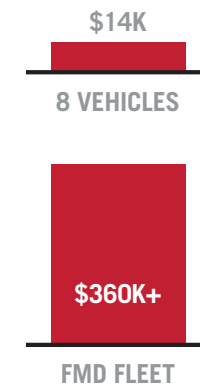
The Office of Sustainability within FMD is a partner in the recently concluded Interdisciplinary Presidential Seed Grant coordinated by UGA's Carl Vinson Institute of Government. The Institute is working with the Office to translate UGA's on-campus experiences into outreach materials such as this to support electrification decision-making for other government institutions in Georgia.

GASOLINE AND REPAIRS MAKE UP NEARLY HALF OF FMD'S FACILITY SHOP EXPENSES

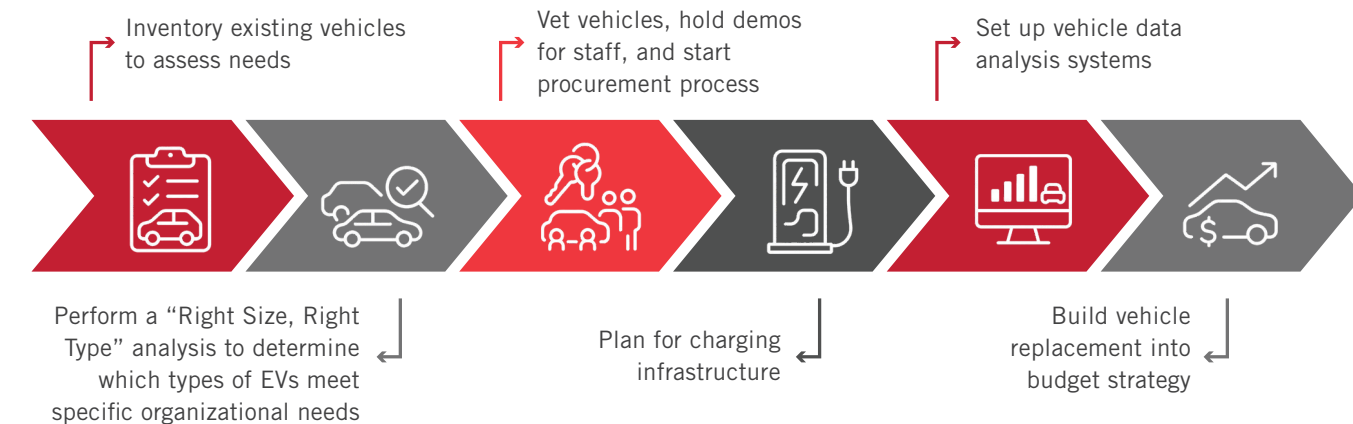


Outside of personnel, gas vehicle fuel and repairs make up nearly half of FMD's facility shop expenses. UGA FMD modeled potential savings of converting fleet vehicles to electric and found*:

- Electrifying the eight trucks and vans in the AC/Refrigeration Shop could result in \$14,000 in annual savings.
- Electrifying all 218 trucks and vans in the FMD fleet could result in more than \$360,000 in annual savings.
- Despite somewhat higher initial market prices, an electric vehicle's total cost of ownership is still cheaper over the 10-30+ year life of an FMD fleet vehicle, with the increased cost of an electric vehicle being recovered after a few years.



FMD'S FLEET ELECTRIFICATION STRATEGY



WHY IS THE TCO LOWER?

- Gas costs \$0.15-\$0.17 more per mile than electricity (78% less efficient).
- EV maintenance costs are approximately 50% less than gas vehicle maintenance costs.

GAS COSTS \$0.15-0.17 MORE PER MILE

ELECTRIC VEHICLE MAINTENANCE 50% LOWER

*All calculations based on data available in 2025 from the UGA Facilities Management Division



UNIVERSITY OF GEORGIA

Carl Vinson Institute of Government
Facilities Management Division
Office of Sustainability