

We're taking a deeper look at data from our Georgia Workforce Pipeline Snapshot

Our Georgia Workforce Pipeline Snapshot includes information on education and the labor market. The graphically engaging tool is a go-to resource for people in industries across the state.

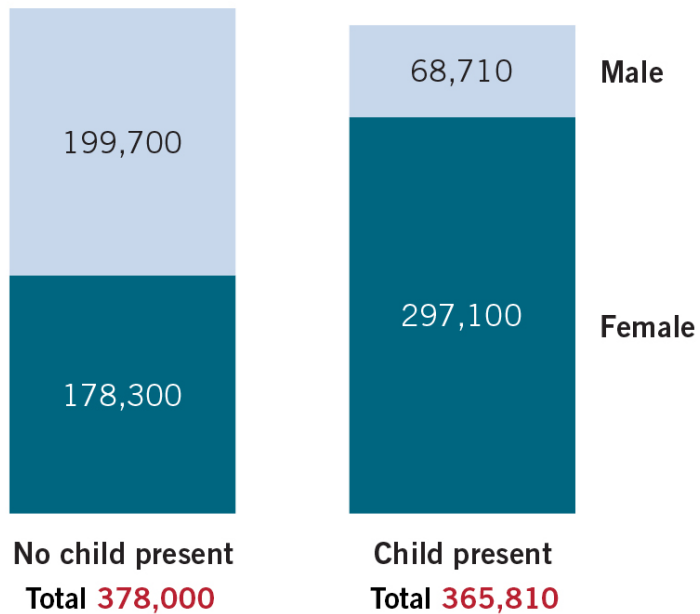
View the entire Snapshot here: <https://t.uga.edu/8Eh>



Child presence for Georgians not in the labor force

About half of all Georgians age 25–64 not in the labor force have a child present in their home. About 81% of those are females.

Child Presence for Georgians Not in the Labor Force




About half of all Georgians **age 25-64** not in the labor force have a child present in their home. **About 81%** of those are females.

Source: U.S. Census Bureau, 2016-2020.

Work from home rates in Georgia

A majority of working age Georgians were employed or seeking work in 2021 and for those who were not, many face potential barriers like child care responsibilities, transportation challenges, or a disability.

Work From Home Rates in Georgia



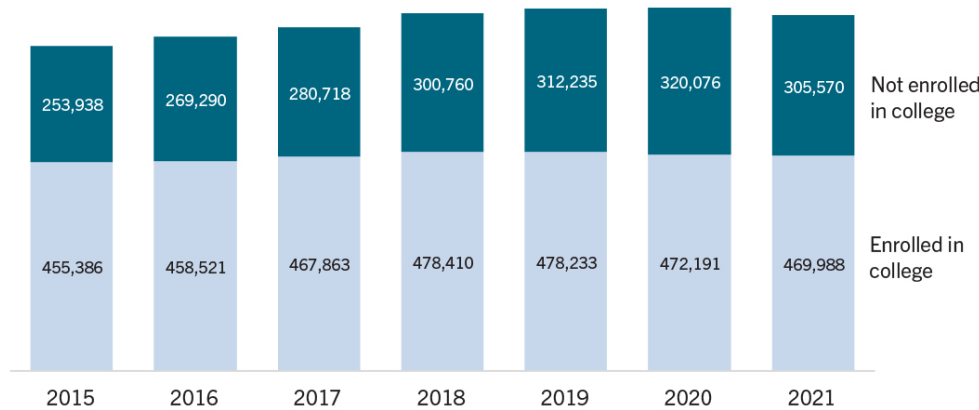
In 2010, **2.3%** of Georgia workers 16 years and over worked from home. By 2021, **18%** worked from home.

Source: U.S. Census Bureau

Georgia College-Going Rate (2015-2021)

While high school graduation classes have gotten bigger, the proportion of graduates going on to post-secondary has declined from 64% to 61% in just 7 years.

Georgia College-Going Rate (2015-2021)



While high school graduation classes have gotten bigger, the proportion of graduates going on to post-secondary has declined from **64%** to **61%** in just **7 years**.

Source: Governor's Office of Student Achievement.

Job Announcements (July 2020-June 2023) per 100k by Georgia County

Job announcements between July 2020 and June 2023 were spread across the state with many small population counties seeing significant investment as shown by the map of new jobs per 100,000 population.

Job Announcements (July 2020-June 2023) per 100k by Georgia County

Job announcements between **July 2020** and **June 2023** were spread across the state with many small population counties seeing significant investment as shown by the map of new jobs **per 100,000** population.

Source: Georgia Department of Economic Development; U.S. Census Bureau.

