


ELECTION NIGHT REPORTING



Presented by:

John Hallman
Systems Manager
Elections Division
Secretary of State of Georgia



Presentation Outline

Overview

Creating ENR
Exports from
Dominion EMS

Preparing the
ENR Website

Uploading
Exports to ENR

New ENR
Website Design

- Overview
- Creating ENR Exports from Dominion EMS
- Preparing the ENR Website
- Uploading Exports to ENR
- New ENR Website Design



Overview

Overview

Creating ENR
Exports from
Dominion EMS

Preparing the
ENR Website

Uploading
Exports to ENR


New ENR
Website Design

What is Election Night Reporting?

Election Night Reporting (ENR) is a web hosted application that allows county election officials to upload election results to be displayed on a website.

The vendor that provides ENR is Scytl. The Secretary of State's (SOS) office works closely with Scytl to ensure that ENR is set up correctly and operates smoothly on election night.

ENR is made available by the SOS office for each election involving a state level candidate.



Overview

Overview

Creating ENR
Exports from
Dominion EMS

Preparing the
ENR Website

Uploading
Exports to ENR

New ENR
Website Design

County election offices can enter into agreements with ScytI to have a custom page with precinct maps for all elections and the ability to use ENR to display results for local elections that are not held in conjunction with State level elections.

Contact Information


Leanne Tillaart

Sr. Director U.S. Sales

Phone: 519-859-8467

Email: leanne.tillaart@scytI.com

Website: www.scytI.us





Creating ENR Exports

Overview

Creating ENR Exports from Dominion EMS

Preparing the ENR Website

Uploading Exports to ENR


New ENR Website Design

Creating exports from the Dominion Election Management System (EMS) will be similar to the process for creating an export from the ES&S's GEMS system.

Exports can be manually generated by following a series of menu selections.

- Actions > Export > Export Results

Dominion's EMS has the added functionality of automatically generating exports. County users set how often to create exports, and an export file will be generated at the set interval.



Creating ENR Exports

Overview

Creating ENR Exports from Dominion EMS

Preparing the ENR Website

Uploading Exports to ENR

New ENR Website Design

Dominion is in the process of creating a custom export for the State of Georgia. Once this new export has been developed, detailed training and written instructions will be provided to county users.

The export will be a comma separated value (CSV) file, and will contain the office, candidate, and results information in a format that the ENR system can read accurately.

THE PROCESS OF UPLOADING EXPORTS WILL REMAIN UNCHANGED!



Preparing the ENR Website

Overview

Creating ENR
Exports from
Dominion EMS

**Preparing the
ENR Website**

Uploading
Exports to ENR

New ENR
Website Design

The SOS office begins configuring the ENR site after the ballot proofs have been approved by local election officials.

- The CES ballot building team provide the election division with empty export files from the databases.
- These empty files allow us to build the basic structure of the ENR website.
 - Display Settings
 - Navigation Manager
 - Office Names
 - Candidate Names



Uploading Exports to ENR

Overview

Creating ENR Exports from Dominion EMS

Preparing the ENR Website

Uploading Exports to ENR

New ENR Website Design

Because these files are empty, we will ask each county to submit two test upload before election day to test ENR.

- 1. L&A Data Upload** - An upload that includes Logic and Accuracy data. This test upload allows us to test the results display, maps, graphics, and reports.
- 2. Zero Upload** - An upload where the L&A data has been cleared and the registered voter totals have been entered. This clears the test data from the system and prepares the website for Election Day.



Uploading Exports to ENR

Overview

Creating ENR
Exports from
Dominion EMS

Preparing the
ENR Website

**Uploading
Exports to ENR**

New ENR
Website Design

During the test upload process, review your county specific ENR page for any display issues or data reporting errors.

- Compare the ENR page to an election summary report from L&A to ensure that the candidate names are correct and that the vote totals are assigned to the correct candidates.
- Review all of the pages to ensure that headers are complete and labels are accurate.
- Download the reports and verify that the data is being displayed correctly.



Uploading Exports to ENR

Overview

Creating ENR Exports from Dominion EMS

Preparing the ENR Website

Uploading Exports to ENR

New ENR Website Design

On election night, each county is required by State Election Board Rule to submit at least three uploads throughout the night.

SEB Rule 183-1-12-.01(5)(d)

At a minimum, the results shall be transmitted upon one third of the precincts reporting results, upon two thirds of the precincts reporting results, and upon all precincts reporting results, including absentee ballots within all precincts.

- This means you will need to send a **minimum** of 3 uploads on election night.



Uploading Exports to ENR

Overview

Creating ENR Exports from Dominion EMS


Preparing the ENR Website

Uploading Exports to ENR

New ENR Website Design

The SEB Rule requires counties to submit an upload when you have received results from 1/3 of your precincts, 2/3 of your precincts, and when you have received all of your results, but you can do as many as you would like above that number.

- Counties are encouraged to do more than 3 uploads.
- Did you tabulate early? Do an upload right after you upload the absentee results into the EMS.
- Is there a lull between precincts coming into your office? Do an upload.



New ENR Website Design

Overview

Creating ENR
Exports from
Dominion EMS

Preparing the
ENR Website

Uploading
Exports to ENR

**New ENR
Website Design**

ScytI has made substantial upgrades to the public display of the ENR website since the 2018 election cycle.

Overall Design Enhancement

An overall update to the look of the website has been done that keeps the page in line with current design trends. Staying current with the rest of the market prevents a dated website feel and shows that Georgia is on the cutting edge of election technology.



New ENR Website Design

2018 Election Night Reporting


Overview

Creating ENR Exports from Dominion EMS

Preparing the ENR Website

Uploading Exports to ENR




New ENR Website Design

Last updated  11/17/2018 4:27:59 PM EST

 Filter  FULL SCREEN  SHARE

STATE OFFICES

STATEWIDE OFFICES

| ★ Governor | | Click for Contest Details | |
|--|---------------------|---------------------------|------------------|
| Counties/Precincts Reporting: 100 % | | Percentage | Votes |
|  | BRIAN KEMP (REP) | 50.22% | 1,978,408 |
|  | STACEY ABRAMS (DEM) | 48.83% | 1,923,685 |
|  | TED METZ (LIB) | 0.95% | 37,235 |
| | | | 3,939,328 |



New ENR Website Design

2020 Election Night Reporting

Overview

Creating ENR Exports from Dominion EMS

Preparing the ENR Website

Uploading Exports to ENR

New ENR Website Design

RESULTS

Last updated Wednesday, November 20, 2019, 12:55:53 PM (33 minutes ago)



★ (0)

★ State Representative, District 152



| Counties/Precincts Reporting | Percentage | Votes |
|------------------------------|------------|-------|
| 100% | | |
| MARY EGLER (DEM) | 15.17% | 1,409 |
| TYLER JOHNSON (REP) | 8.99% | 835 |
| JIM QUINN (REP) | 41.58% | 3,863 |
| BILL YEARTA (REP) | 34.27% | 3,184 |
| | | 9,291 |

Share

[Click for Contest Details →](#)



New ENR Website Design

Overview

Creating ENR Exports from Dominion EMS

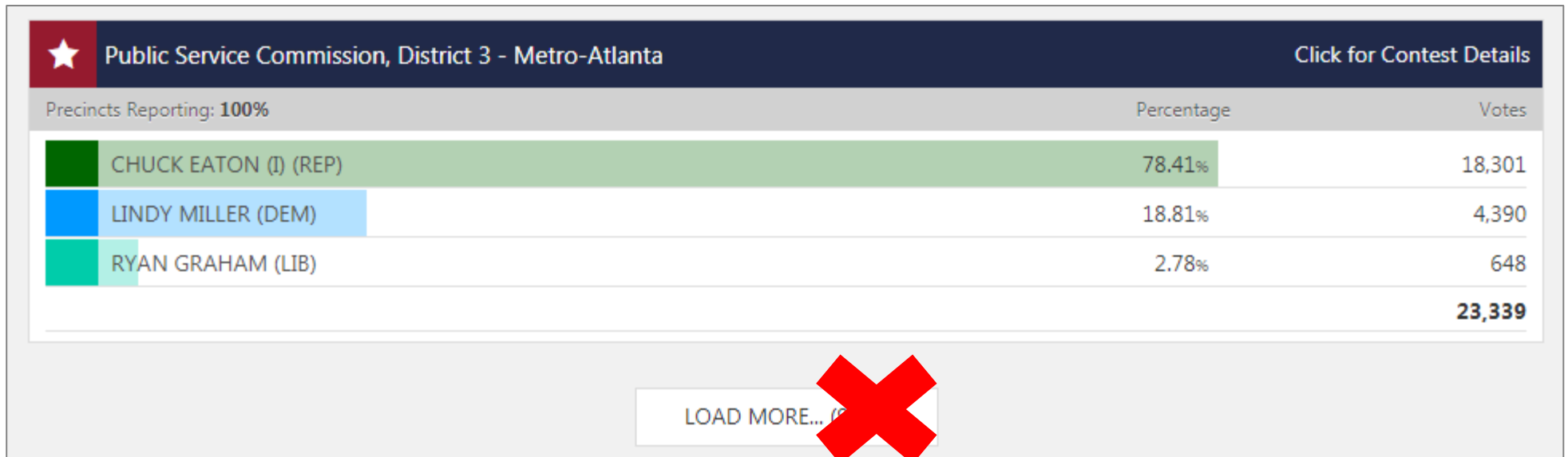
Preparing the ENR Website

Uploading Exports to ENR

New ENR Website Design

Infinite Scroll

The LOAD MORE... button will no longer be displayed after the first nine races have been loaded. All of the races on the ENR page will display as the user scrolls down.





New ENR Website Design

Overview

Creating ENR Exports from Dominion EMS

Preparing the ENR Website

Uploading Exports to ENR

New ENR Website Design

Precinct/Counties Reporting Graphs

The Precincts/Counties Reporting Widget now has three graph options to choose from when displaying information.

- Donut
- Pie
- Bar

COUNTIES/PRECINCTS REPORTING

Donut Pie Bar



COUNTIES COMPLETE: 1/3
PRECINCTS COMPLETE: 10/36

SEE COUNTIES REPORTING →



New ENR Website Design

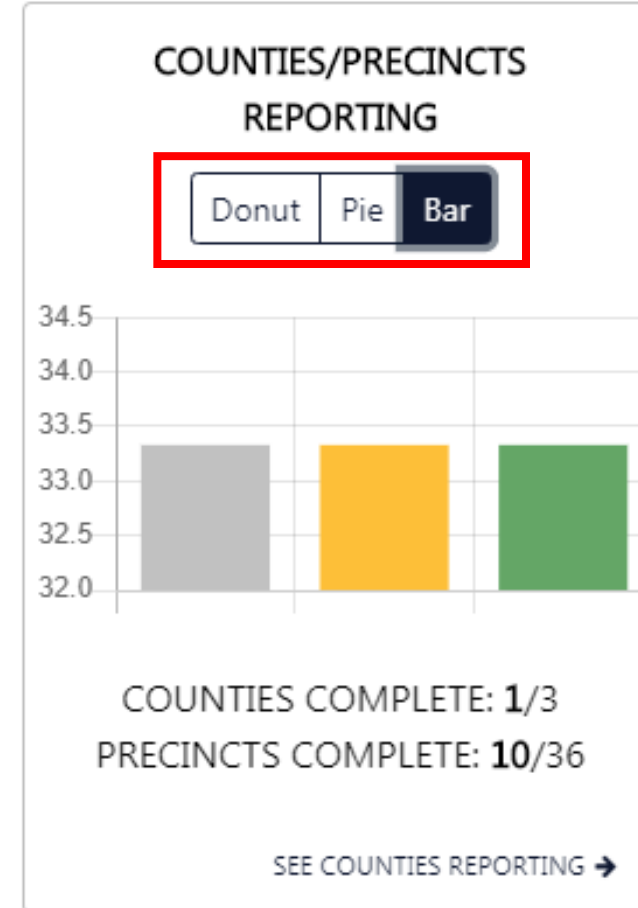
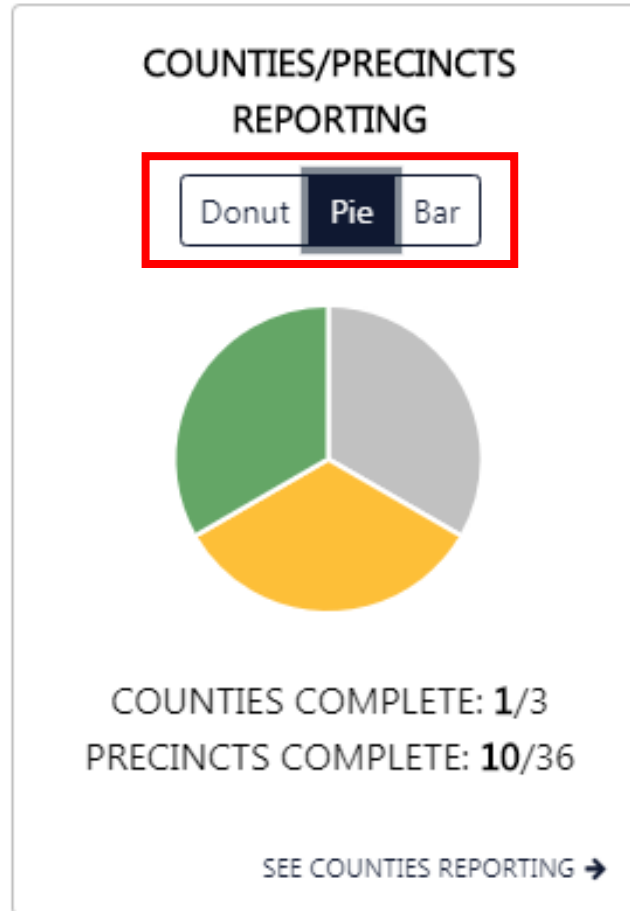
Overview

Creating ENR Exports from Dominion EMS

Preparing the ENR Website

Uploading Exports to ENR

New ENR Website Design





New ENR Website Design

Overview

Creating ENR Exports from Dominion EMS

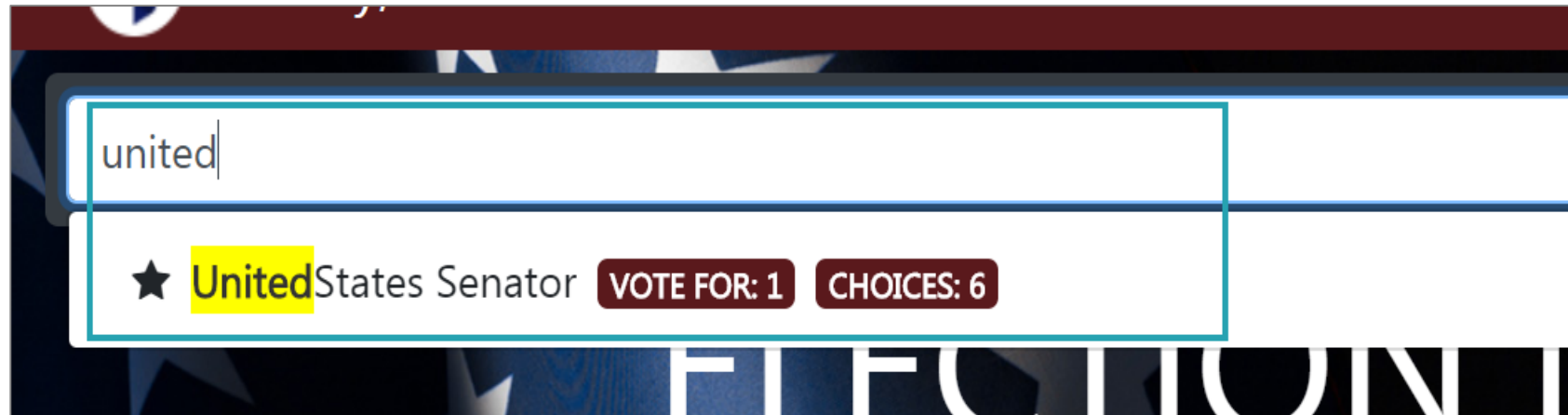
Preparing the ENR Website

Uploading Exports to ENR

New ENR Website Design

Predictive Search

When performing a search, the search is now predictive, and suggestions will load in the dropdown.





New ENR Website Design

Overview

Creating ENR Exports from Dominion EMS

Preparing the ENR Website


Uploading Exports to ENR

New ENR Website Design

Favorite Contests by Category

Users appreciate being able to select their favorite race to build their own My Favorite Races page. Now, they can choose an entire category.

The screenshot displays the ENR website interface. At the top, there is a navigation bar with the following items: RESULTS, MY FAVORITE RACES (5) (highlighted with a red box), and PRECINCTS REPORTING. Below this is a secondary navigation bar with categories: FEDERAL (5), STATE (23), COUNTY (21), JUDICIAL (17), and AMENDMENTS (29). The main content area shows a breadcrumb trail: HOME > RESULTS. The title 'RESULTS' is displayed in large font, with a search icon and a refresh icon to its right. Below the title, it says 'Last updated Wednesday, August 28, 2019, 4:28:20 PM (17 hours ago)' and a star icon with '(5)' next to it. A list of favorite contests is shown, with 'Federal' (marked with a star) highlighted by a red box. Below this, a contest for 'United States Senator (Vote For 1)' is visible, also marked with a star. At the bottom of the page, there is a status bar showing 'Precincts Reporting 9%', 'Percentage', and 'Votes' with a dropdown arrow.



New ENR Website Design

Overview

Creating ENR Exports from Dominion EMS

Preparing the ENR Website




Uploading Exports to ENR

New ENR Website Design



Results Filtering

Quickly filter results by county and vote type at the state level or precinct and vote type at the county level on the ENR landing page. When the filter icon is selected, the filter options display. The number of results fitting the criteria are displayed.

RESULTS

Last updated  Tuesday, November 5, 2019, 9:38:20 PM (2 weeks ago)   (0)

Vote Type Filter

Election Day  Worth 



New ENR Website Design

Overview

Creating ENR Exports from Dominion EMS

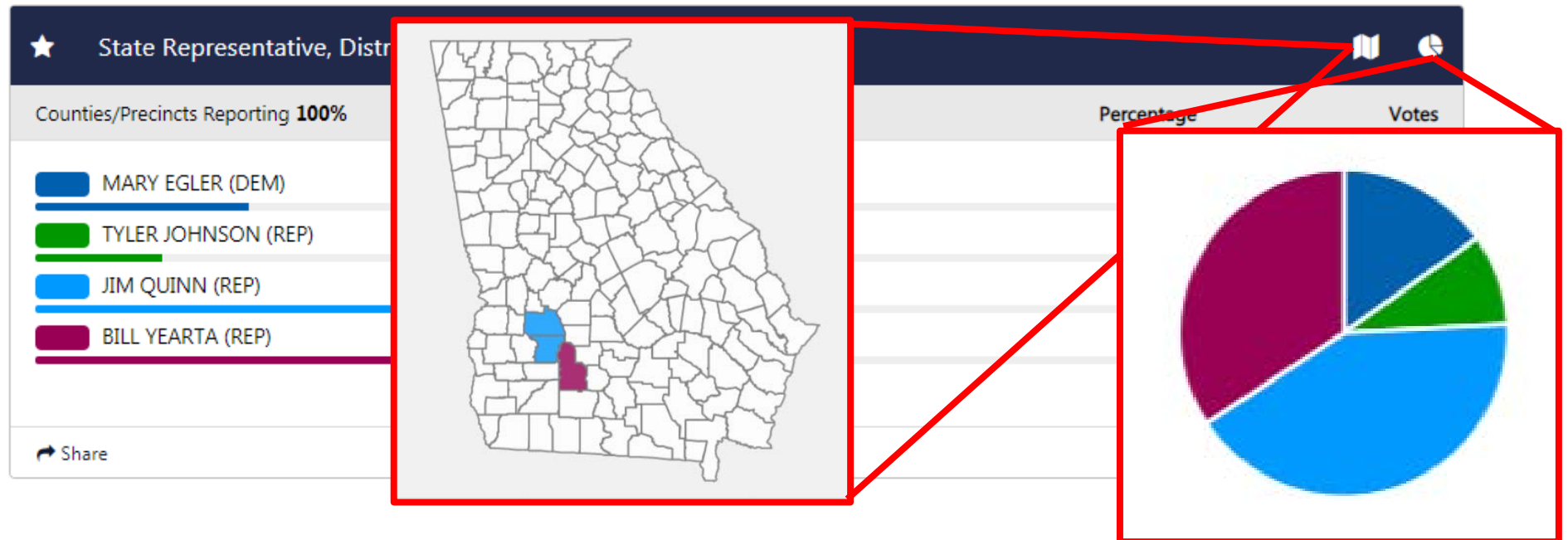
Preparing the ENR Website


Uploading Exports to ENR

New ENR Website Design

Summary Page Contest Details

Select the map icon to view the county/precinct maps and the graph icon for a pie chart view of votes cast by choice.





New ENR Website Design

Overview

Creating ENR Exports from Dominion EMS

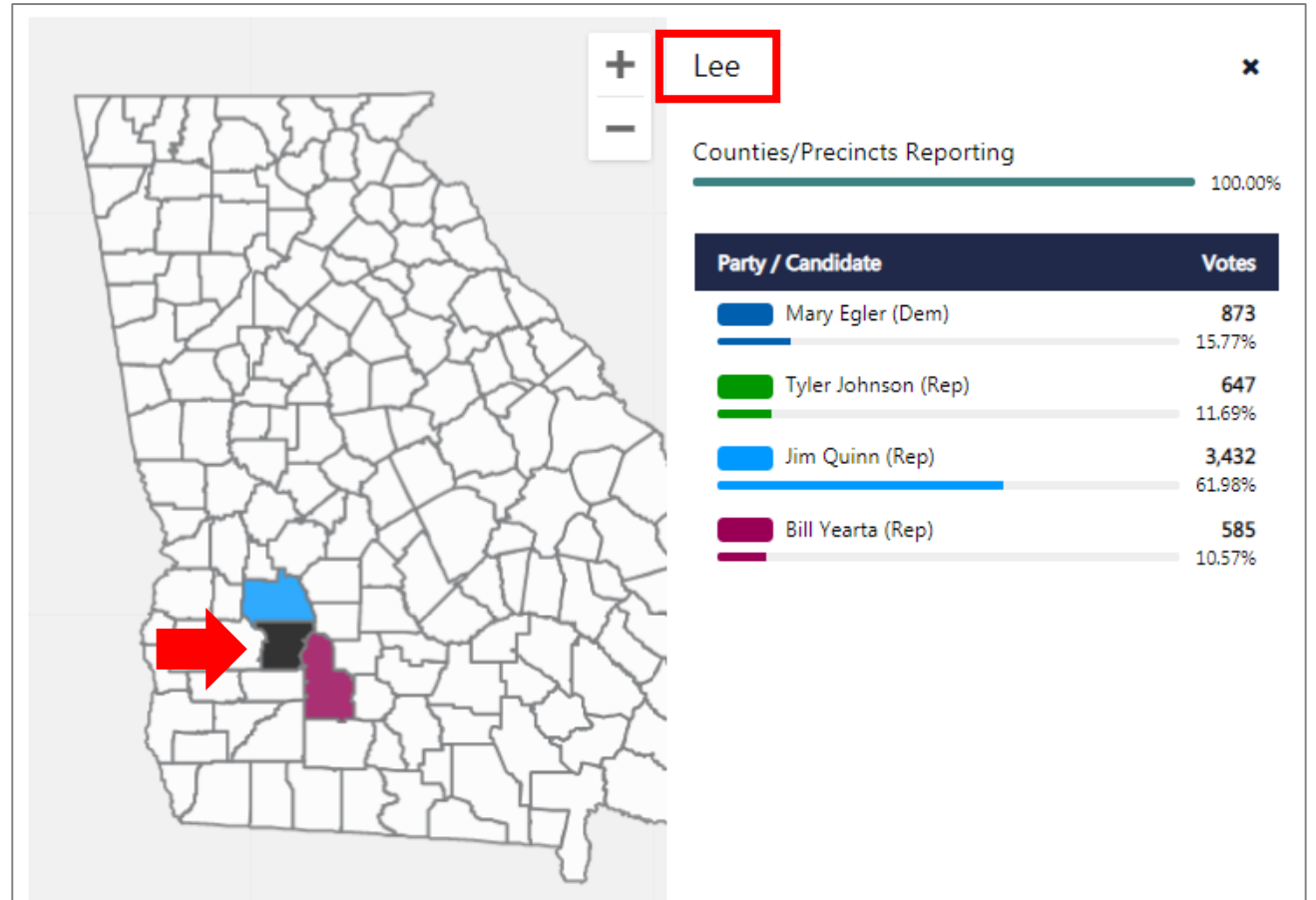
Preparing the ENR Website

Uploading Exports to ENR

New ENR Website Design

Click-On Map Display

The map hover-over functionality has been replaced with a click-and-display feature. Click and display works consistently and is a better option for screen readers to support accessibility.





New ENR Website Design

Overview

Creating ENR Exports from Dominion EMS

Preparing the ENR Website

Uploading Exports to ENR

New ENR Website Design

Navigating Between Contests

While viewing contest details users can now switch between contests without needing to return to the summary page.

The screenshot shows a web interface for contest results. At the top, there are navigation tabs: 'RESULTS', 'MY FAVORITE RACES ★ (0)', and 'PRECINCTS REPORTING'. Below the tabs, the breadcrumb trail reads 'RESULTS > STATE REPRESENTATIVE, DISTRICT 152'. The main content area displays 'PRECINCTS REPORTING' for 'STATE REPRESENTATIVE, DISTRICT 152'. A callout box points to a 'Next Contest' button labeled 'COUNTYWIDE - SUNDAY ALCOHOL SALES'. Navigation arrows (left and right) are visible below the callout. On the right side, there is a 'PRECINCTS REPORTING' section with a donut chart showing 'PRECINCTS COMPLETE: 10/10' and a 'SEE PRECINCTS REPORTING' link. Below the chart is a 'VOTER TURNOUT' section. At the bottom, a table shows 'Percentage' and 'Votes' for a candidate, with values 15.77% and 873 respectively.

| Percentage | Votes |
|------------|-------|
| 15.77% | 873 |